

Control Panel on board

The gen-set control panel was designed to include, in one single panel, the switches, control devices and the protection devices. The components are the following :

- Electronic device for automatic shutdown of engine in case of high water temperature, low oil pressure, high alternator temperature.
- Hour-meter.
- Start-stop button.
- Circuit breaker for protection against overload or short circuit.
- Thermal switch.

Remote control panel

Remote control panel with 20mt. of cable with:
Start-stop button, engine running lamp.

Engine

- Easy access for feeding system and lubrication's maintenance
- Safety shutdown in case of low oil pressure.
- Safety shutdown in case of high water temperature.
- Oil and fuel filters of easy access.

Alternator

- Synchronous, 4 poles, brushless self-excited, electronic voltage regulator (AVR).
- Rotor and stator epoxy resin coated against external agents.
- Rotor dynamically balanced.
- Insulation class H.

Soundproof cabin

A new project engineering design with a structure of painted steel panels with high resistance to external agents.

Easy access to the inner cabin in case of maintenance services.

	9.5 DM	11.5 DT
--	--------	---------

ENGINE

	9.5 DM	11.5 DT
Model	Yanmar 3TNV82A	
Type	Diesel 4 stroke	
Cylinders (nr.)	3	
Displacement (cc.)	1330	
Power (hp)	15,4	
RPM	1500	
Combustion system	Direct injection	
Speed governor	Centrifugal, mechanical	
Lubrication system	Forced	
Oil sump capacity with filter (l)	5,2	
Engine stop system	Stop solenoid	
Fuel pump	Electric	
Fuel pump discharge (cm)	70	
Fuel consumption (l/h)	3,2	
Starting battery (Ah-V)	70 - 12	
Battery charger (Ah-V)	40 - 12	
Starting motor (kW-V)	1,2 - 12	

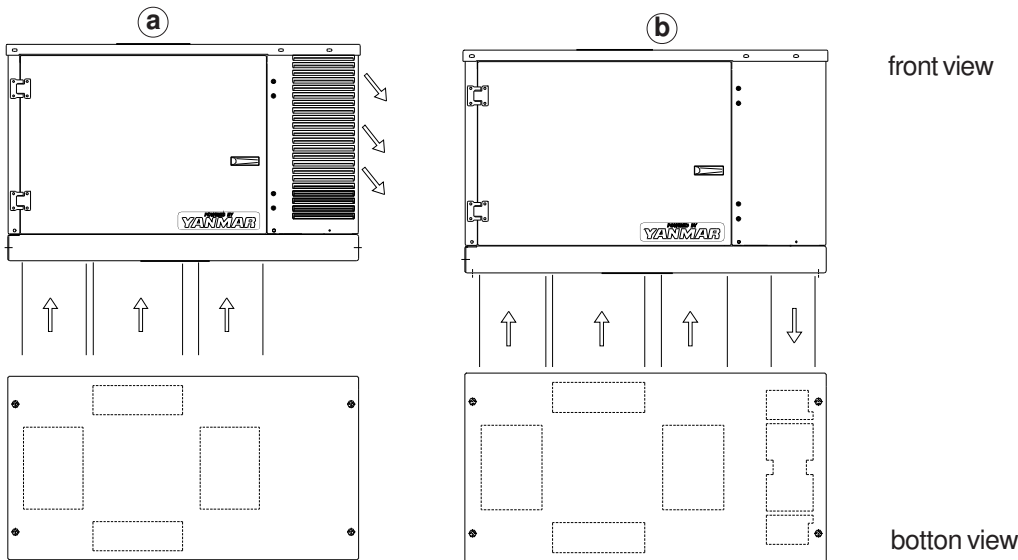
ALTERNATOR

Type	Synchronous, 4-poles, brush less self-excited	
Regulator	Electronic	
Cooling	Air	
Voltage (V)	230	400-230
Frequency (Hz)	50	
Insulating class	H	
Voltage stability	±2%	
Frequency stability	±5%	

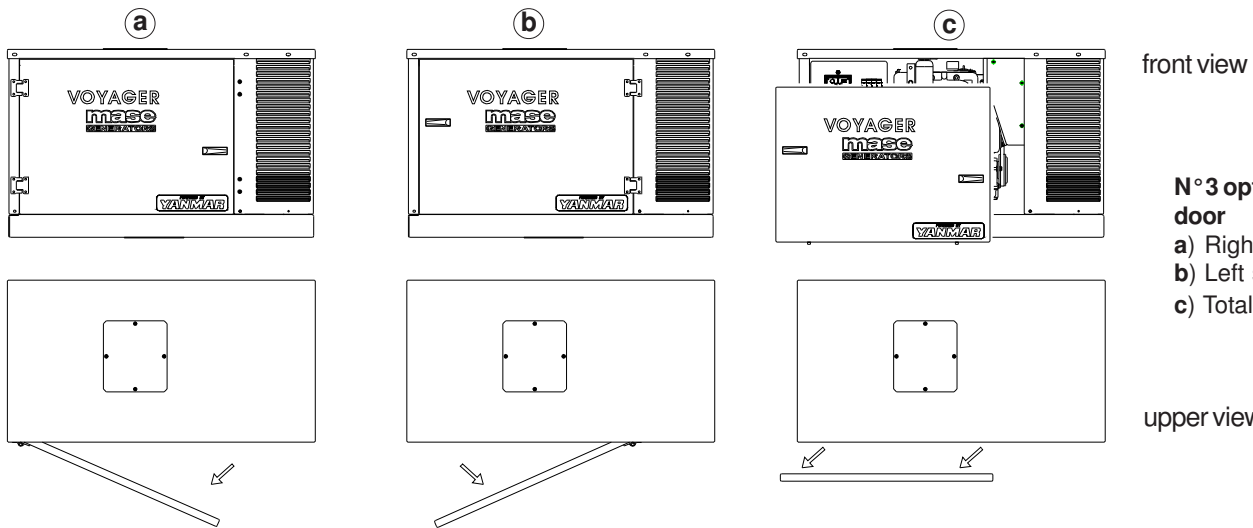
Max. power (kVA)	9 kW	11,2 kVA
Continuous power (kW)	8,2 kW	10,2 kVA
Power factor (cos ø)	1	0,8

Dimension (L x W x H) (mm)	1070 x 560 x 660	
Weight (kg)	320	
Noise level (dBA a 7mt)	58	

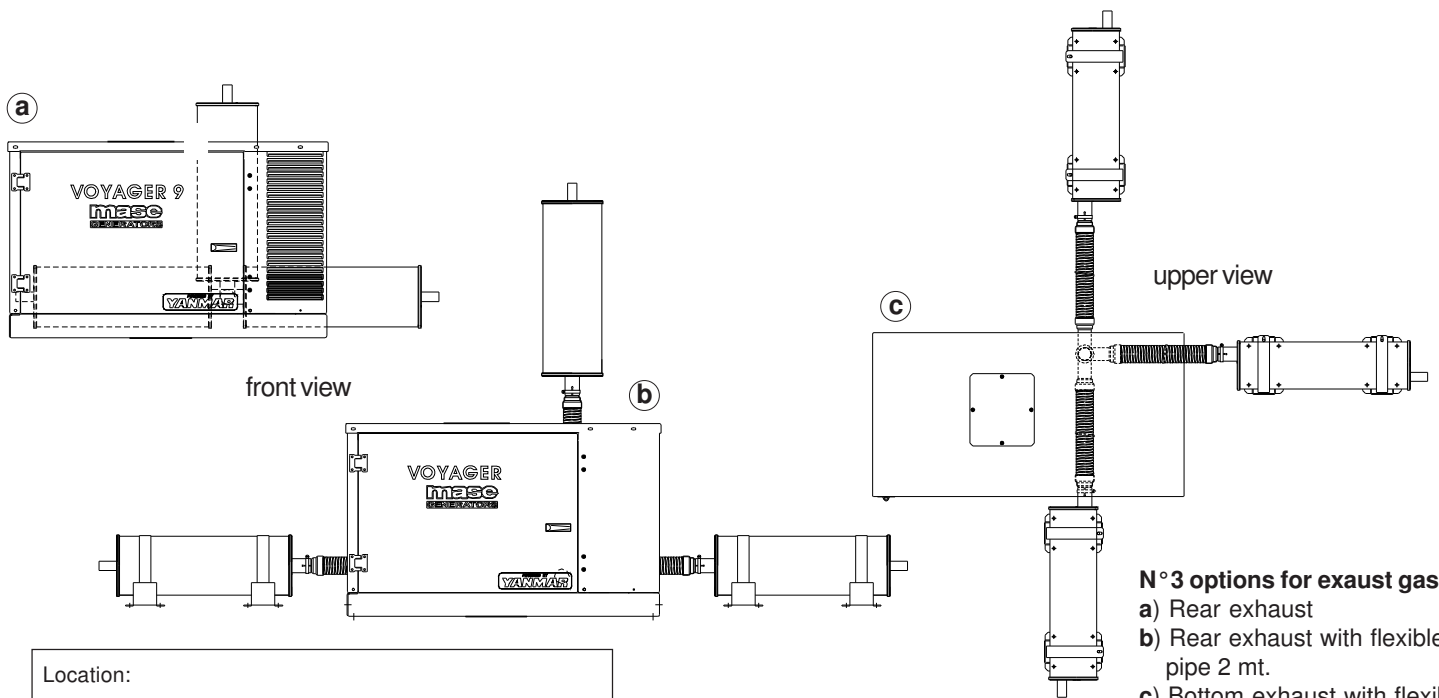
VOYAGER 9.5DM - 11.5DT



N°2 options for hot air outlet
a) Front hot air outlet
b) Bottom hot air outlet



N°3 options for the door
a) Right side door
b) Left side door
c) Totally removal door



N°3 options for exhaust gas
a) Rear exhaust
b) Rear exhaust with flexible pipe 2 mt.
c) Bottom exhaust with flexible pipe 2 mt.

Location: