



Remote control panel

The gen-set control panel was designed to include, in one single panel, the switches, control devices and the protection devices

The components are the following :

- Hour-meter.
- Start-stop button.
- Warning lamps for high temperature, low oil pressure, generator running, low fuel level.
- Cable 10 mt long.

Engine

- Easy access for feeding system and lubrication's maintenance
- Safety shutdown in case of low oil pressure.
- Safety shutdown in case of high water/exhaust gas temperature.
- Oil and fuel filters of easy access.

Alternator

- Synchronous, 2 poles, brushless, self-excited, self-regulated.
- Rotor and stator epoxy resin coated against external agents.
- Rotor dynamically balanced.
- Insulation class H.

Soundproof cabin

A new project engineering design with a structure of painted steel panels with high resistance to external agents.

Easy access to the inner cabin in case of maintenance services.

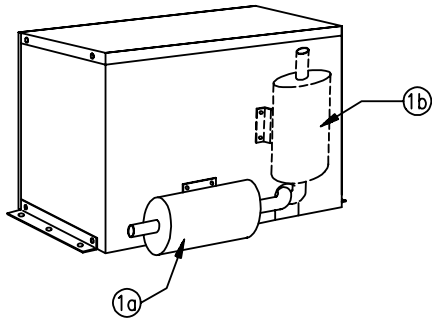
MOTOR	50 Hz
Model	Yanmar L48AE
Type	Diesel 4 times
Cylinders (nr.)	1
Capacity (cc)	211
Power (hp)	4,2
RPM	3000
Injection system	Direct
Speed governor	Centrifugal, mechanical
Lubrication system	Forced
Oli sump capacity (lt)	0,8
Engine stop system	Solenoid
Fuel pump	Electric
Fuel pump discharge (cm)	70
Fuel consumption (lt/h)	0,8
Starting battery (Ah-V)	45 - 12
Starter (kW-V)	0,8 - 12

ALTERNATOR	50 Hz
Type	Synchronous type, 2-poles, auto excited
Cooling	Air
Voltage (V)	230
Frequency (Hz)	50
Max. power (kW)	2000
Continuous power (kW)	1,9
Battery charger (Ah-V)	10-12
Power factor(cos ϕ)	1
Insulating class	H
Voltage stability	$\pm 10\%$
Frequency stability	$\pm 5\%$

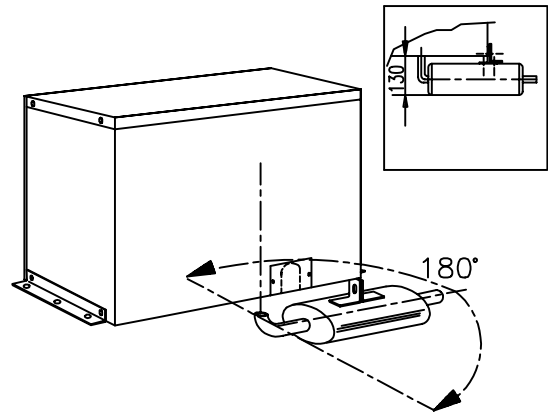
Dimensions(Len.x widthx height)	580 x 430 x 430mm
Weight	80 Kg.
Nois level	62 dB _A a 7mt

VOYAGER 2500 DM

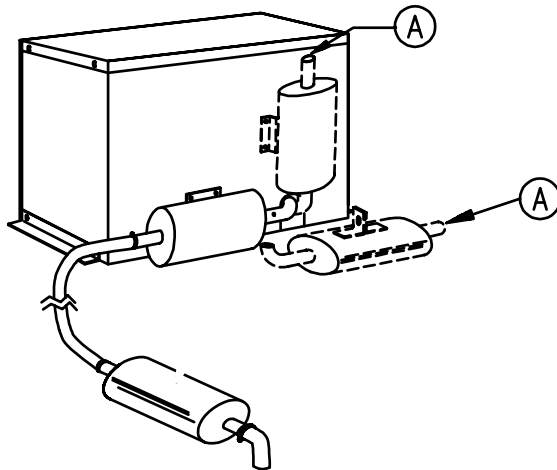
Examples of muffler installations



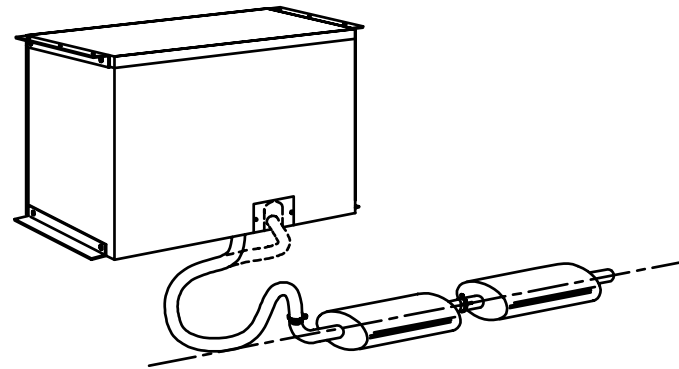
a) Rear exhaust side
Vertical muffler
Horizontal muffler



b) Bottom exhaust side



c) Bottom and rear exhaust side plus
silencer



d) Muffler and silencer joined by
flexible pipe

Location: